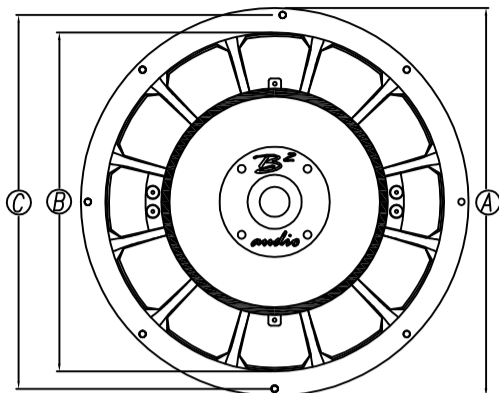
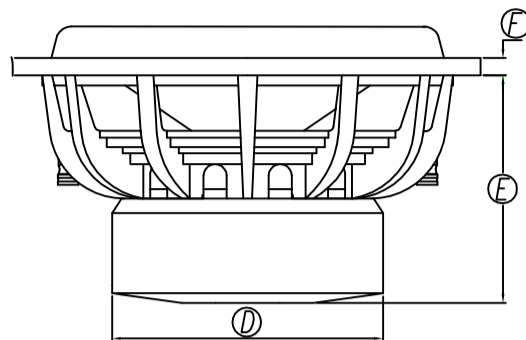


MODEL: HS15"

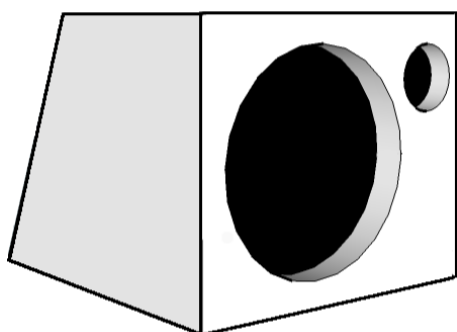
Product id: HS15D1



A	∅394
B	∅351
C	∅373-8-∅6.5



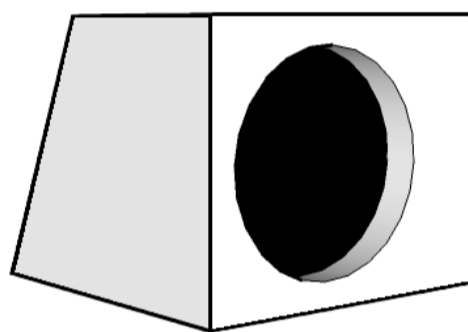
D	∅227
E	217
F	17



### Enclosure suggestions

Vented: 80 L  
1 x 4" port 35 cm  
F-3 dB @ 34 Hz

Sealed: 55 L  
F-3 dB @ 42 Hz



Power handling*:	3000 wrms
Effeciency:	91,5 dB
Nominal impedance:	Dual 1Ω
X-Max:	33 mm
Equivalent Compliance (Vas):	103,5 L
Free Air Resonance (Fs):	27,6 Hz
Electrical "Q" (Qes):	0,47
Mechanical "Q" (Qms):	3,17
Total Speaker "Q" (Qts):	0,41
DC Resistance (Re):	1Ω
Magnet weight (Oz):	3 x 100 Oz

\*It is essential that our woofers are given time to allow the suspension to soften up. Depending on usage, this may take several weeks. While this process is undergoing, it is not recommended to apply full amplification power according to the woofers specs. Once the moving parts have been broken in, the performance of your subwoofer will increase.